



Input Voltage	120V AC
Wattage	6W
Nominal Lumens	535 lm
CCT	2700K - 1800K
CRI/R9	97+, 84+
Color Fidelity (Rf), Gamut (Rg)	94, 100
Percent Flicker	<13%
Dimming	Phase Dimmable
Dimming Range	100% - <1%
Beam Angles	320°



SunLight2® G40 dim-to-warm LED bulb with a white ceramic-coated finish is an elegant lighting choice for both hospitality and residential applications. Its smooth dim-to-warm glow creates a warm, relaxing atmosphere with an authentic incandescent appearance, making it ideal for open and decorative fixtures.

Engineered with high-CRI, full-spectrum light, SunLight2 delivers exceptional color accuracy using patented LED technology, revealing rich tones, natural skin colors, and true material finishes.

Designed with advanced dim-to-warm capability, the bulb seamlessly transitions from vibrant warm white to a deep sunset amber as it dims, closely mimicking the behavior of traditional incandescent lamps while remaining compatible with standard phase dimmers.

Optimized for an eye-healthy lighting experience, SunLight2 features low blue-light emission and flicker-free performance, making it well suited for environments where comfort, ambiance, and visual quality are essential.

FEATURES

- **Dim to Warm Technology:** 2700K - 1800K CCT
- **Omni-Directional Design:** 320° beam angle
- **High Output Efficiency:** Operating at 6W it delivers 285lm
- **Fully Dimmable:** Works seamlessly with standard dimmers
- **Exceptional Color Accuracy:** CRI 97+, R9 84+ and TM30 100

APPLICATIONS

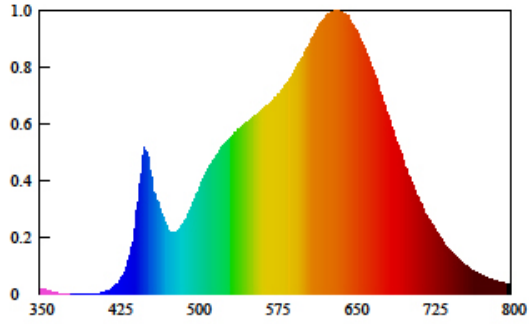
- **Decorative Lighting:** Glass pendants, wall sconces and chandeliers
- **Hospitality & Hotels:** Set the perfect mood with warm, inviting lighting
- **Residential Lighting:** Enhance chandeliers, sconces, and decorative fixtures with soft, adjustable illumination
- **Architectural & Accent Lighting:** Elevate interior designs with high-quality, energy-efficient LED lighting
- **Museum & Art Galleries:** Using patented technology engineered for superior color accuracy

MODEL SPECIFICATIONS

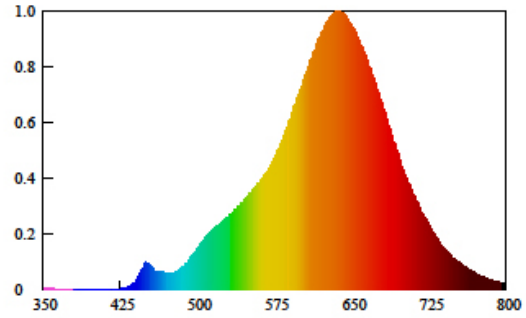
120V						
Model Number	Watts	Input Voltage	CCT (dim to warm)	Lumens	Beam Angle	Lens Color
G40A6W2718WD320W	6W	120V AC	2700K to 1800K	535 lm	320°	Frosted

SPECTRORADIOMETRIC CHART

2700K

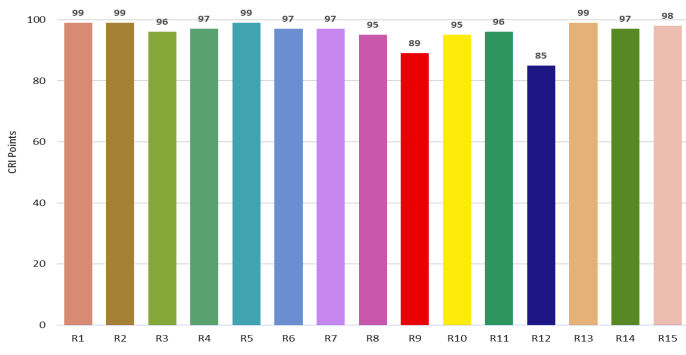


1800K

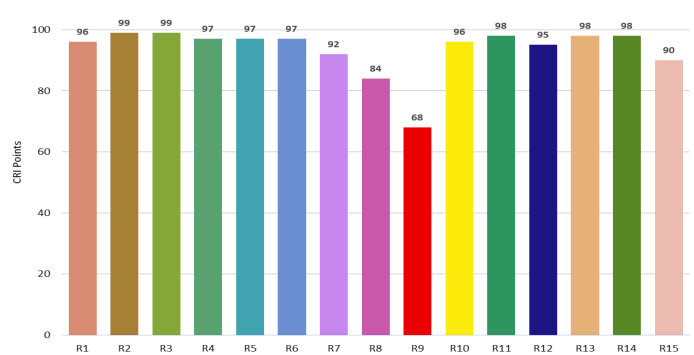


CRI TEST

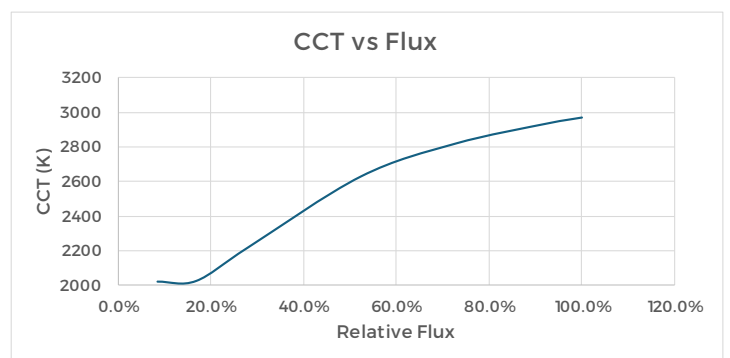
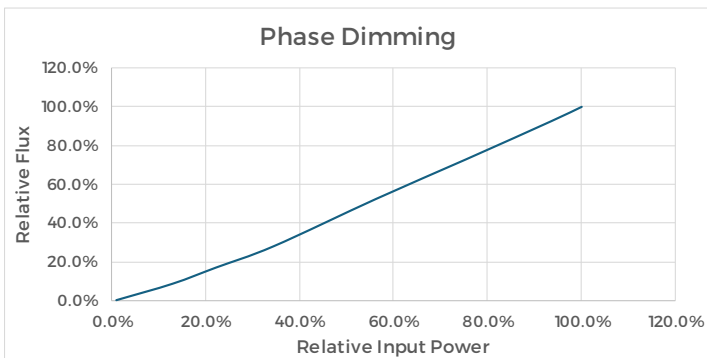
2700K



1800K

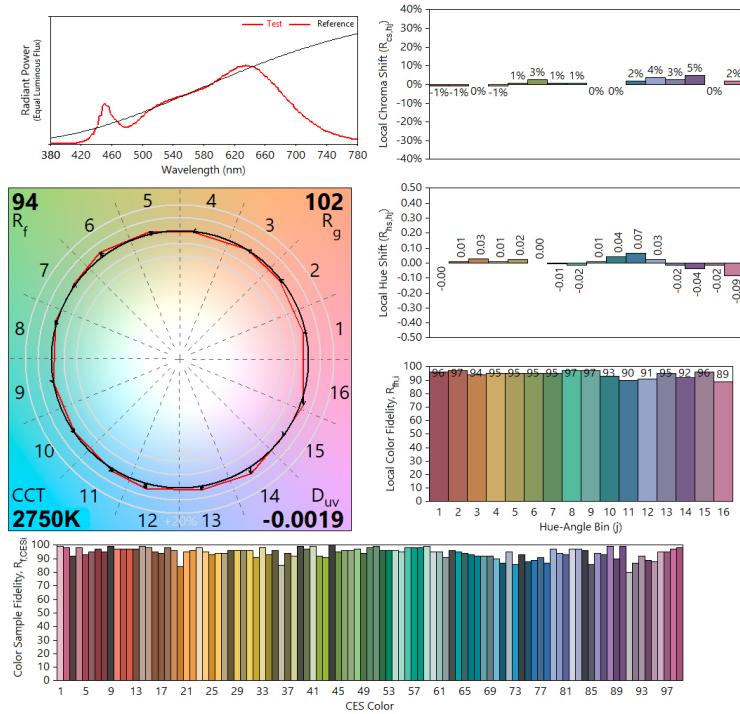


DIMMING CURVE

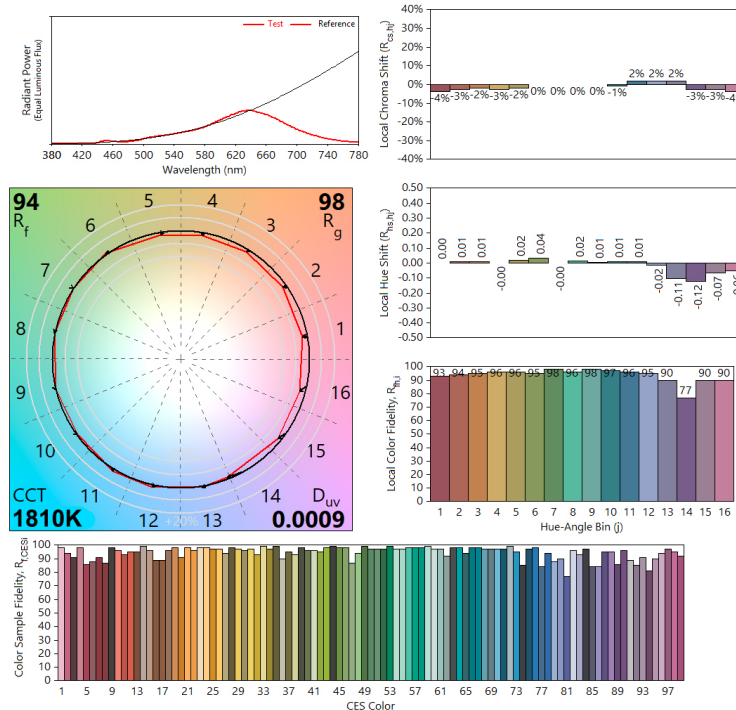


TM30 TEST

2700K



1800K





* Bulb shown dimmed to 1800K



MECHANICAL SPECS

